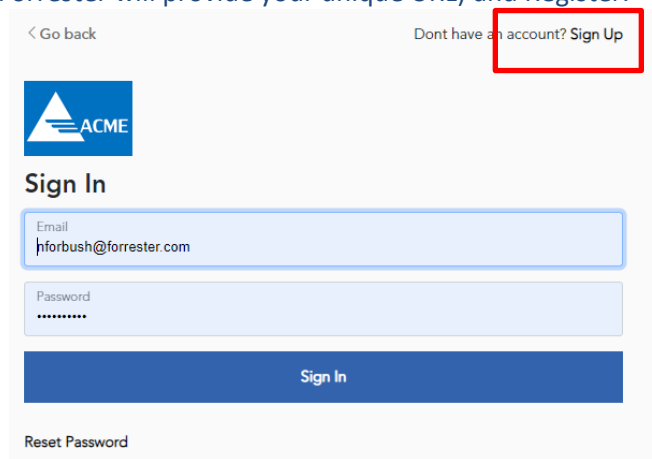



Accessing the marketing tool/sales enablement data report

1. The self-service data report is accessed through a portal. Forrester will provide you with your unique URL. The data report provides a CSV file of all analyses. Please work with Forrester to understand the field names in the report.
2. Go to the portal URL (Forrester will provide your unique URL) and Register:



< Go back Dont have an account? **Sign Up**



Sign In

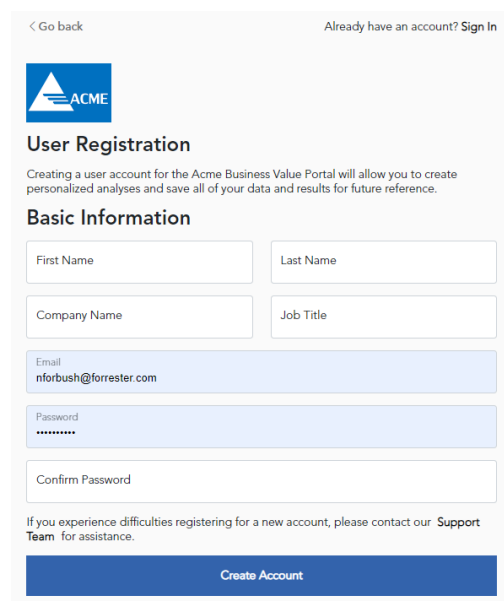
Email
nforbush@forrester.com

Password


Sign In

[Reset Password](#)

3. Select Register and go through the registration process. An email is sent to finalize the registration process.



< Go back Already have an account? [Sign In](#)



User Registration

Creating a user account for the Acme Business Value Portal will allow you to create personalized analyses and save all of your data and results for future reference.

Basic Information

First Name Last Name

Company Name Job Title

Email
nforbush@forrester.com

Password

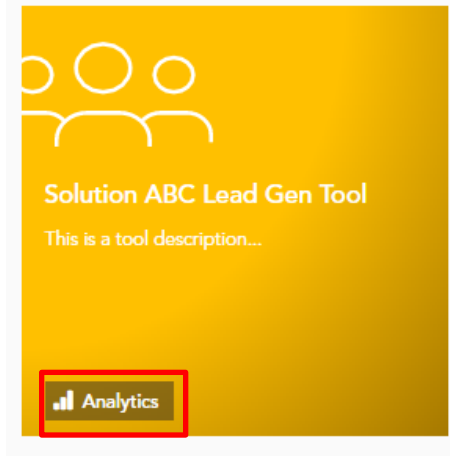
Confirm Password

If you experience difficulties registering for a new account, please contact our **Support Team** for assistance.

Create Account

(Continued on next page)

- Once registered, **notify Forrester** and you will be set up as an “admin.” Once that is confirmed, return to the portal and log in. For the tool you want, select Analytics from the tile:



- From the analytics page, select “All Tool Data Report”

Downloadable Tool Data

